

# MA SERIES

## PREDETERMINING ELECTRIC COUNTER

- 4 or 6 DIGITS
- PANEL MOUNT (by BAIL/CLIP)
- BUILT-IN RESET GUARD
- ADDITIVE
- DUSTPROOF COVER
- ECONOMICAL



### MODEL SELECTION

TYPE	MODEL	DIGITS	RESET MODE	WEIGHT
ADDITION PRESET COUNTER	MA-4111	4	MANUAL	260g
	MA-6111	6		260g
	MA-4211	4	ELECTRIC / MANUAL	290g
	MA-6211	6		290g

### SPECIFICATIONS

Model	MA-4111	MA-6111	MA-4211	MA-6211
Display	4 (3.8 × 2.6mm)	6 (3.4 × 2.4mm)	4 (3.8 × 2.6mm)	6 (3.4 × 2.4mm)
Power Source	DC24V, AC100/110V, AC200/220V (50 / 60 Hz)			
Voltage Fluctuation	± 10%			
Power Consumption	Count : 4.7 ~ 5.0 VA (AC) ; 3.6 W (DC) / Reset : 20.6 ~ 20.7 VA (AC) ; 15.7 W (DC)			
Continuous Energizing	Permissible (count)		Permissible (count), less than 1 minute (reset)	
Counting Method	One pulse – One count (energizing – ½ count, unenergized – ½ count)			
Counting Speed	10 Hz			
Pulse Width	50msec. ON, OFF			
Make (Duty)	1 : 1			
Reset Time	(manual)		approx. 0.3 seconds	
Output	1C Relay AC 250V 5A			
Connection	Screw Terminal			
Operating Temperature	-5°C ~ +40°C (non-freezing)			
Operating Humidity	85%RH maximum (non-condensing)			
Test Voltage	AC1,500V for 1 minute			
Insulation Resistance	20MΩ minimum (500VDC megger)			
Vibration	Endurance : 16.7Hz, double amplitude 4mm / Malfunction : 10 ~ 55Hz, double amplitude 0.5mm			
Shock	Endurance : 300 m/s <sup>2</sup> (30G) / Malfunction : 50 m/s <sup>2</sup> (5G)			
Construction	Gray, plastic (Noryl)			
Weight	260 grams		290 grams	

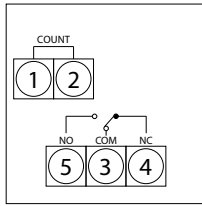
### SETTING THE PRESET

1. Open the Preset front cover while pushing the reset button.
2. Turn each of the Preset wheels until desired setting is reached.
3. Close the Preset front cover while pushing the reset button.
4. If the front cover is open or is not closed completely, the output will not occur when preset is reached.

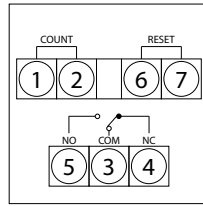
### CAUTION

1. Do not install the counter where strong vibration is present.
2. Be sure to switch off power source before every preset is made.
3. Do not reset while the counter coil is energized.
4. Use protecting circuit when the counter is used with devices that produce surge voltage.

## ■ CONNECTIONS

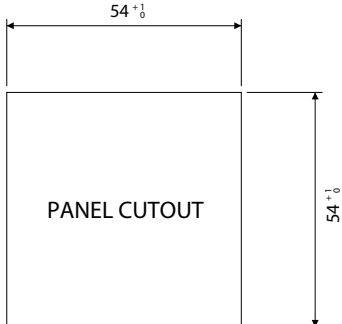
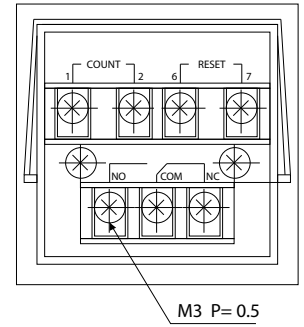
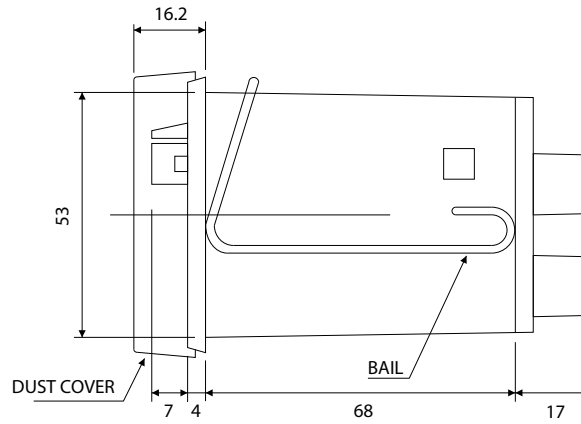
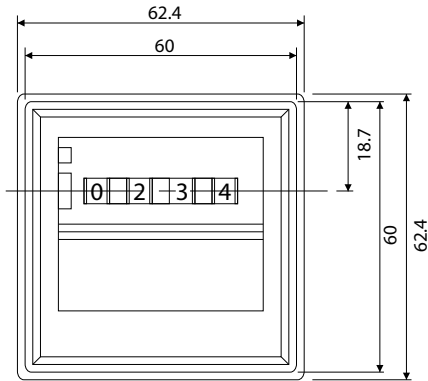


MA-4111  
MA-6111



MA-4211  
MA-6211

## ■ DIMENSIONS



This catalog was last revised Apr. 19, 2010.  
\*Subject to change without prior notice.  
All Rights Reserved, Copyright © 2010, LINE SEIKI CO., LTD.



**LINE SEIKI CO., LTD.**

Address : 37-7, Chuo-Cho, 2-Chome, Meguro-ku  
Tokyo 152-0001 JAPAN  
Contacts : Tel: +81-3-3716-5151 Fax: +81-3-3710-4552  
E-mail: webtrade@line.co.jp  
URL : http://www.lineseiki.com